




Removal and Installation

LH Front Muffler

1. Remove the engine room rear under cover.
(Refer to Engine and Transmission Assembly - "Engine Room Under Cover")
2. Remove the rear muffler bracket (A).

Tightening torque :


29.4 - 39.2 N·m (3.0 - 4.0 kgf·m, 21.7 - 28.9 lb·ft)



3. Remove the front muffler bracket (A).

Tightening torque :

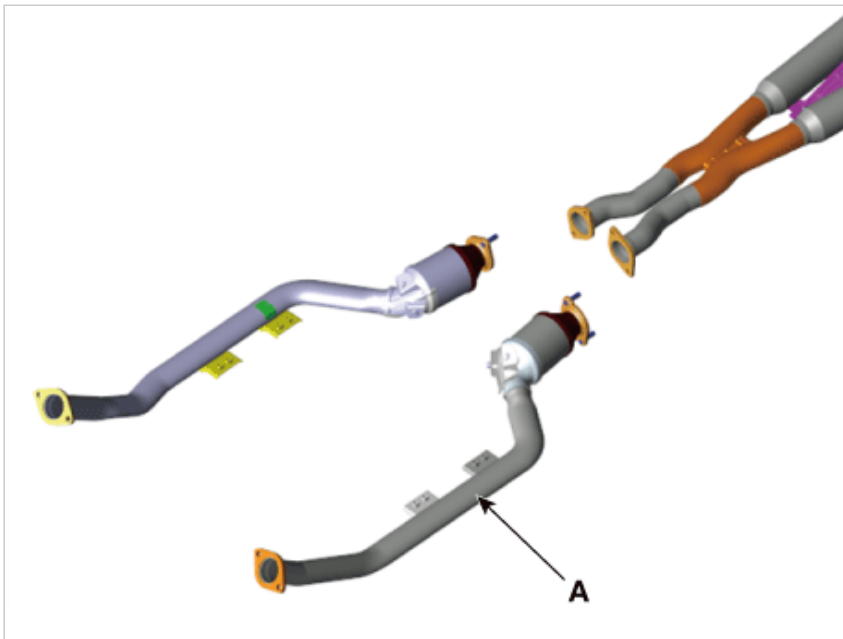
29.4 - 39.2 N·m (3.0 - 4.0 kgf·m, 21.7 - 28.9 lb·ft)



4. Remove the LH front muffler (A).

Tightening torque :

39.2 - 58.8 N·m (4.0 - 6.0 kgf·m, 28.9 - 43.4 lb·ft)



5. Install in the reverse order of removal.

NOTICE


Always use a new muffler gasket.

RH Front Muffler

1. Remove the engine room rear under cover.
(Refer to Engine and Transmission Assembly - "Engine Room Under Cover")
2. Remove the rear muffler bracket (A).

Tightening torque :


29.4 - 39.2 N·m (3.0 - 4.0 kgf·m, 21.7 - 28.9 lb·ft)



3. Remove the front muffler bracket (A).

Tightening torque :

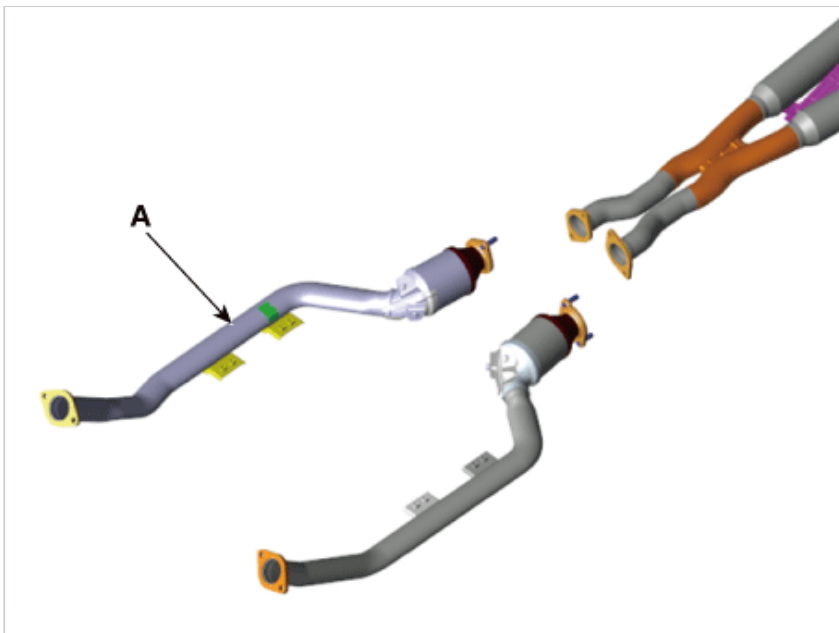
29.4 - 39.2 N·m (3.0 - 4.0 kgf·m, 21.7 - 28.9 lb·ft)



4. Remove the RH front muffler (A).

Tightening torque :

39.2 - 58.8 N·m (4.0 - 6.0 kgf·m, 28.9 - 43.4 lb·ft)




5. Install in the reverse order of removal.

NOTICE

Always use a new muffler gasket.

Center Muffler


1. Remove the tunnel stay (A).



2. Remove the rear muffler bracket (A).

Tightening torque :

29.4 - 39.2 N·m (3.0 - 4.0 kgf·m, 21.7 - 28.9 lb·ft)

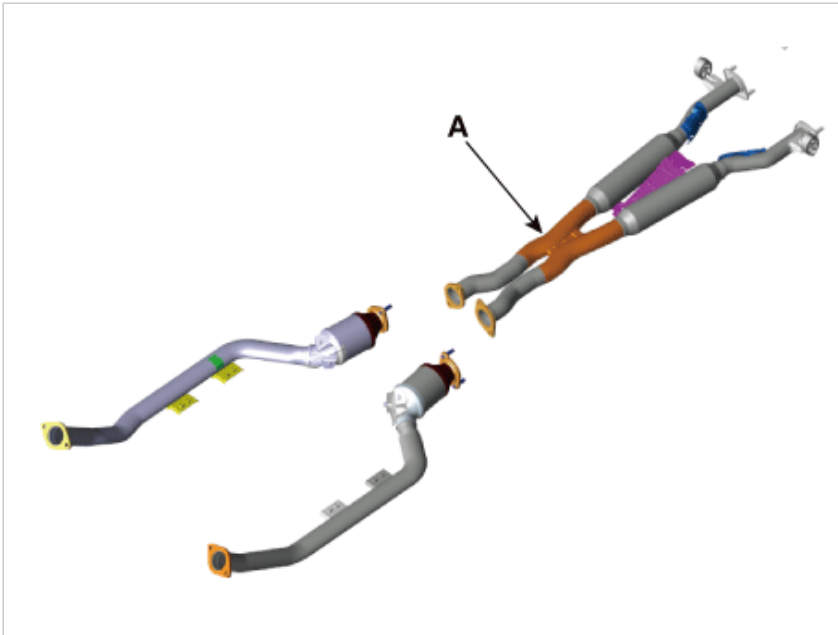


3. Detach the hanger from the center muffler.

4. Remove the center muffler (A).

Tightening torque :

39.2 - 58.8 N·m (4.0 - 6.0 kgf·m, 28.9 - 43.4 lb·ft)



5. Install in the reverse order of removal.

NOTICE


Always use a new muffler gasket.

LH Rear Muffler

1. Remove the rear muffler bracket (A).

Tightening torque :

29.4 - 39.2 N·m (3.0 - 4.0 kgf·m, 21.7 - 28.9 lb·ft)




2. Detach the hanger (A) from the LH rear muffler.

3. Remove the LH rear muffler (B).

Tightening torque :

39.2 - 58.8 N·m (4.0 - 6.0 kgf·m, 28.9 - 43.4 lb·ft)



4. Install in the reverse order of removal.

NOTICE


Always use a new muffler gasket.

RH Rear Muffler

1. Remove the rear muffler bracket (A).

Tightening torque :

29.4 - 39.2 N·m (3.0 - 4.0 kgf·m, 21.7 - 28.9 lb·ft)

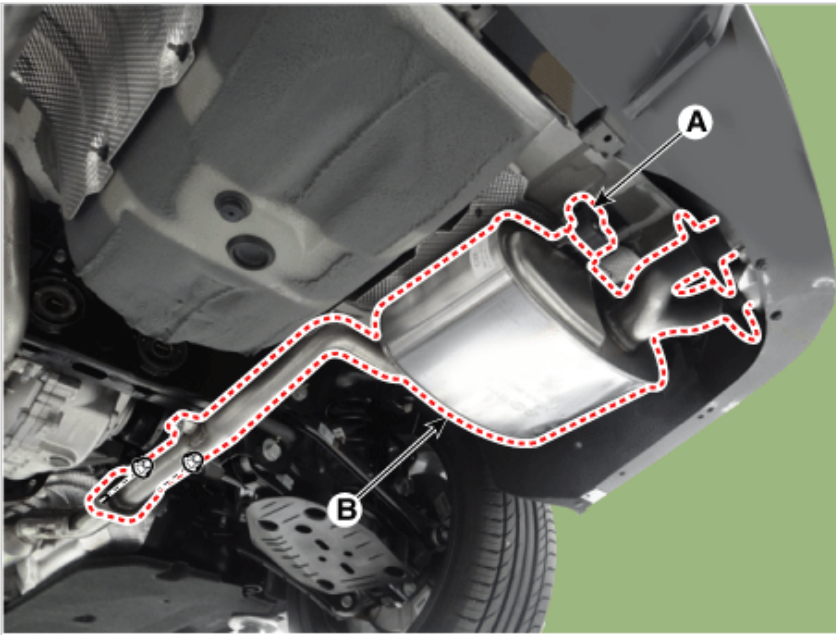


2. Detach the hanger (A) from the RH rear muffler.

3. Remove the RH rear muffler (B).

Tightening torque :

39.2 - 58.8 N·m (4.0 - 6.0 kgf·m, 28.9 - 43.4 lb·ft)



4. Install in the reverse order of removal.

NOTICE

Always use a new muffler gasket.